

Year 3 Meet the Teacher



Tuesday 10th September 2024

The Year 3 Team

3P- Miss Priestley

3T- Miss Tetlow

3F – Mr Fogg

TAs- Mrs Appleyard, Mrs Taylor & Mrs
Devine

PPA Teachers- Mr Timson, Mrs Nicholson
and Mrs Watts



A typical day in Year 3.....

8.50- Morning Work and milk

9.00- Register (assembly)

Maths/English

10.50- Breaktime and fruit

11.05- Handwriting/Spelling

Maths/English

12.30- Dinnertime

1.30- Reading and

Topic/Computing/Science/PE/RE/PSHE/

2.45-3.00- Story/Mindfulness

Accelerated Reader

What is Accelerated Reader?

- Accelerated Reader (AR) is a computer program that helps teachers manage and monitor children's independent reading practice.
- Your child chooses a book at his/her own level and reads it at his/her own pace (books from home are perfectly acceptable and welcomed with your permission).
- When finished, your child takes a short quiz on the computer - passing the quiz is an indication that your child has understood what has been read.

Accelerated Reader

- Children begin using AR in Year 3.
- They have already completed an online star reading assessment which then gives them a ZPD code. (ZPD is the range of books that will challenge a child without causing frustration or lack of motivation. It's important for children to read with a high degree of comprehension and within their ZPD)
- They are now choosing books within their ZPD code, reading them and completing an online quiz in school.
- This has only just been introduced but the children are getting to grips with the quizzes and will be experts before we know it!

Accelerated Reader

How will I know if a book from home has an AR quiz?

You can also visit the AR BookFinder at www.arbookfind.co.uk to conduct a search of all available books with AR quizzes.

How can I help my child find books that are interesting to them?

Visit www.arbookfind.co.uk and click on **Advanced Search**. By conducting an advanced search, you will be able to generate book lists that contain titles based on the criteria you enter such as Book Level, Topic, Interest Level and Fiction/Non-fiction, etc.

Welcome


RENAISSANCE
Accelerated Reader Bookfinder™

United Kingdom & Ireland

Searching for Accelerated Reader books is fun and easy with this free online tool.

Please tell us who you are:

- Student
- Parent
- Teacher
- Librarian



[Search](#)

Search Results

Titles 1 - 20 of 7053

[« Previous](#)

Page 1 of 353

[Next »](#)

Go to Page

Go

Sort By

Relevance



The Boy Who Grew Dragons

Shepherd, Andy

AR Quiz No. 236786 EN Fiction

IL: MY - BL: 5.5 - AR Pts: 4.0

AR Quiz Types: RP

Rating: ★★★★★

When Tomas finds an unusual fruit in his grandad's garden, he's surprised when it hatches a dragon. Book #1

Add to AR BookBag™

How is their reading recorded?

Your child has been given an AR log which is clearly set out for them to record their books, time spent reading and quiz scores. We do ask that parents sign this off to acknowledge that their child has read at home, even if it was independent.



Lower Key Stage 2 Reading Log



Date:	Book Title:	ZPD:	Pages read:	Minutes read:	Adult check:	Quiz result: (if quizzed)
Mon						
Tues						
Wed						
Thurs						
Fri						
Weekend						

Notes/Record of new vocabulary:





A letter has gone home today with details of this website where you can log in and see your child's 'bookshelf' and their quiz scores.

Maths

A priority for year 3 children is to secure times table knowledge, mental calculation strategies and number bonds.


2x, 3x, 4x, 5x, 8x, 10x

We will use TT Rockstars to pra



Science

- Humans and Animals
- Forces and magnets
- Helping plants grow
- Light and shadows
- Rocks and soils



Topic

Our focus is to teach the Foundation Subjects creatively whilst focusing on specific subject skills.

- History – Ancient Egypt, Changes in Britain from the Stone Age to the Iron Age and a Local History study of Blackpool.
- Geography – The Lake District and a study of Volcanoes and Mountaians, Norbreck – the Great Clean-Up.
- LS Lowry – through an artist study we will learn & practise many art skills.
- Design & Technology – Textiles (Stone Age Jacket), Moving Monsters, Card technology, Food Technology



Trips in Year 5

The Lowry (Term 2)

Fairhaven Lake water sports (Term 4)


Showtown (Term 5)

Blackpool Tower (Term 5)

Visitors: Professor Tuesday and Beach Buddies

Physical Education

This term, PE is on Wednesday. This may change each term but we will let you know via seesaw.



Please make sure kits are in at the start of each term.

Earrings can't be worn for PE.

Love your packed lunch!
Create a healthier packed lunch by choosing foods from the 5 main food groups below.

1 Starchy Carbohydrates
to re-fuel your body
Fill your lunchbox on starchy carbohydrates.
Choose ONE EVERY DAY from:

- ✓ Bread, rolls, bagels, wraps, pitta or baguettes
- ✓ Pasta
- ✓ Couscous
- ✓ Noodles
- ✓ Potatoes

2 Fruit and Vegetables
to keep you healthy
Pack one portion of fruit and one portion of veg every day.
Choose TWO EVERY DAY from:

- ✓ Apples, bananas, pears, oranges, plums
- ✓ Small pot of mixed berries or grapes
- ✓ Prepared salmon or mango
- ✓ Chopped vegetable sticks: carrots, cucumbers, pepper, celery, mango, lentils, salad corn
- ✓ Salad vegetables
- ✓ Vegetable Soup

3 Dairy and Alternatives
for healthy teeth and bones
Don't forget the dairy!
Choose ONE EVERY DAY from:

- ✓ Milk
- ✓ Cheese - hard cheese, soft cheese, cheese spread
- ✓ Yoghurt or Fromage Frais
- ✓ Custard

4 Protein Foods
for growth and repair
Pack a protein punch!
Choose ONE EVERY DAY from:

- ✓ Meat
- ✓ Fish
- ✓ Eggs
- ✓ Non-dairy protein e.g. lentils, chick peas, beans

5 Drinks
to rehydrate your body

- ✓ A large glass of water
- ✓ Sterilised milk - or sterilised milk for children over 3 years.
- ✓ 100ml of fresh unsweetened fruit juice/smoothie

Occasionally!
Meat products such as sausage rolls, pies, sausage
Plain cakes/ scones and biscuits of appropriate portion size

For more healthy packed lunch ideas and recipes visit www.phunkfoods.co.uk/recipes

Spellings

We teach spelling using the spelling book and this is a two-week cycle. Week 1 will be a spelling investigation and then the children will have spellings to learn based on the rule. They will split them into phonemes and syllables and identify the tricky part of each word. Week 2 will be 5 short spelling sessions recapping previous learning. Every two weeks the new spellings will be added to spelling shed and the children can practise these at home.

Homework

- Please encourage your child to read at home daily and regularly take part in the TTRS battles.
- Other homework will be set on Seesaw on Thursdays and the children will have a week to complete it.
- Some homework will be topic based and other weeks it may be an online task or English or Maths based.
- We will send out logins for TTRockstars and Spelling Shed soon.

Bits and Bobs!

Reading logs should be brought into school every day in the zipper bag provided.

Pencil cases are not required

Collection time is 3:10 pm

Birthdays

Please keep us up to date with medical changes - inhalers

Please advise us of any changes to after school collections (including After School Club) via the School Office.

Class Dojos are used in Year 3, just like they were in Year 2.



Each Thursday we will choose one child to be celebrated in our Celebrations Assembly.

At the end of term we have special celebrations.

Norbreck's WhatsApp Group Guidelines ...for parents



Independent parent WhatsApp groups are a tool to share useful communication about school. Stay factual with whole class/ school information.

Do not use WhatsApp groups as a platform to discuss or spread rumours about children, teachers or parents.

NEVER discuss the needs or behaviour of specific children in school.

Only write what you would feel comfortable telling someone respectfully face-to-face.

Think before you post– is it true, helpful, necessary, kind?

Respect the ethos and values of our school.
Your actions should not bring the school into disrepute.

Avoid sharing personal views and beliefs.

Be a role model in your usage of social media. Children learn more from our own behaviour than they do from listening to us!

Norbreck strongly recommends that pupils do not use social media and WhatsApp groups.

If you share devices or accounts as a family, be aware of what your child may be able to access.

Support each other and the school community in making sure these guidelines are respected.

If you have a concern, make an appointment with an appropriate staff member who will be happy to help.



Seesaw – Regular posts from the class teacher will inform you of your child's learning and give you any updates such as reminders and special events.

Your child's seesaw code has already been sent out. If you need a new code, please let us know.

Thank you!

We are looking forward to teaching your children this year and thank you for your support.



If you have any questions, please do not hesitate to ask.